



CONTACTOR, AC-3 3 KW/400 V, 1 NC,
AC 110V 50HZ/ 120V 60HZ 3-POLE,
SIZE S00, SCREW CONNECTION

General details:		
product brand name		SIRIUS
product designation		power contactor
Size of the contactor		S00
Protection class IP / on the front		IP20
Degree of pollution		3
Installation altitude / at a height over sea level / maximum	m	2,000
Ambient temperature / during operating	°C	-25 ... +60
Active power loss / per conductor / typical	W	0.42
Item designation		
<ul style="list-style-type: none"> • according to DIN EN 61346-2 • according to DIN 40719 extendable after IEC 204-2 / according to IEC 750 		Q K
Mechanical operating cycles as operating time		
<ul style="list-style-type: none"> • of the contactor / typical • of the contactor with added auxiliary switch block / typical • of the contactor with added electronics-compatible auxiliary switch block / typical 		30,000,000 10,000,000 5,000,000
Main circuit:		
Number of poles / for main current circuit		3

Number of NC contacts / for main contacts		0
Number of NO contacts / for main contacts		3
Operating current / at AC-1 / at 400 V / at 40 °C ambient temperature / rated value	A	18
Operating current / at AC-1 / at 400 V / at 60 °C ambient temperature / rated value	A	16
Operating current		
• at AC-3 / at 400 V / rated value	A	7
• with 1 current path		
• at DC-1		
• at 24 V / rated value	A	15
• at 110 V / rated value	A	1.5
• at DC-3 / at DC-5		
• at 24 V / rated value	A	15
• at 110 V / rated value	A	0.1
• with 2 current paths in series		
• at DC-1		
• at 24 V / rated value	A	15
• at 110 V / rated value	A	8.4
• at DC-3 / at DC-5		
• at 24 V / rated value	A	15
• at 110 V / rated value	A	0.25
• with 3 current paths in series		
• at DC-1		
• at 24 V / rated value	A	15
• at 110 V / rated value	A	15
• at DC-3 / at DC-5		
• at 24 V / rated value	A	15
• at 110 V / rated value	A	15
Service power		
• at AC-1 / at 400 V / rated value	kW	11
• at AC-2 / at 400 V / rated value	kW	3
• at AC-3		
• at 400 V / rated value	kW	3
• at 500 V / rated value	kW	3.5
• at 690 V / rated value	kW	4
Control circuit:		
Design of activation		conventional
Type of voltage / of the controlled supply voltage		AC
Control supply voltage frequency		

• 1 / rated value	Hz	50
• 2 / rated value	Hz	60
Control supply voltage / 1		
• at 50 Hz / for AC		
• rated value	V	110
• at 60 Hz / for AC		
• rated value	V	120

Auxiliary circuit:

Contact reliability / of the auxiliary contacts		1 faulty switching per 100 million (17 V, 1 mA)
Number of NC contacts / for auxiliary contacts		
• instantaneous switching		1
• lagging switching		0
Number of NO contacts / for auxiliary contacts		
• instantaneous switching		0
• leading switching		0
Operating current / of the auxiliary contacts		
• at AC-12 / maximum	A	10
• at AC-15		
• at 230 V	A	6
• at 400 V	A	3
• at DC-12		
• at 60 V	A	6
• at 110 V	A	3
• at 220 V	A	1
• at DC-13		
• at 24 V	A	10
• at 60 V	A	2
• at 110 V	A	1
• at 220 V	A	0.3

Short-circuit:

Design of the fuse link		
• for short-circuit protection of the auxiliary switch / required		fuse gL/gG: 10 A
• for short-circuit protection of the main circuit		
• with type of assignment 1 / required		fuse gL/gG: 35 A
• at type of coordination 2 / required		fuse gL/gG: 20 A

Installation/mounting/dimensions:



Type of mounting		screw and snap-on mounting onto 35 mm standard mounting rail according to DIN EN 50022
-------------------------	--	--

series installation		Yes
Width	mm	45
Height	mm	57.5
Depth	mm	72
Distance, to be maintained, to earthed part / sideways	mm	6

Connection type:

Design of the electrical connection <ul style="list-style-type: none"> • for main current circuit • for auxiliary and control current circuit 		screw-type terminals screw-type terminals
Identification number and letter for switching elements		01 E

Certificates/approvals:

General Product Approval	Functional Safety / Safety of Machinery	Test Certificates
 KETI ROSTEST	SUVA	Manufacturer
		

Shipping Approval

   		
Shipping Approval	other	
	Manufacturer	other

Further information:

Information- and Downloadcenter (Catalogs, Brochures,...)

<http://www.siemens.com/industrial-controls/catalogs>

Industry Mall (Online ordering system)

<http://www.siemens.com/industrial-controls/mall>

CAX-Online-Generator

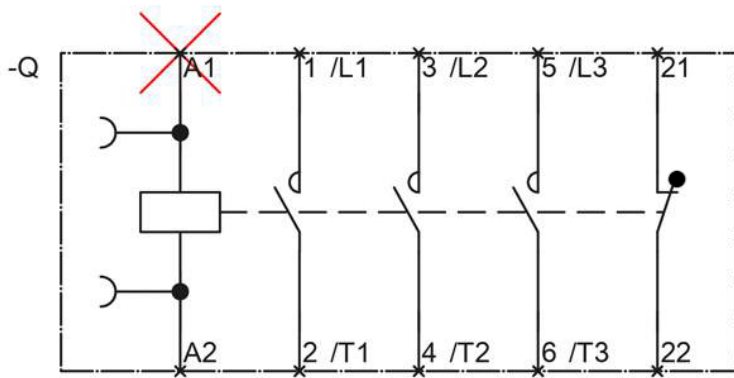
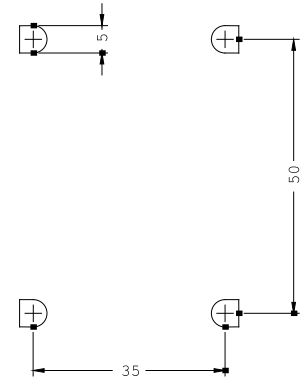
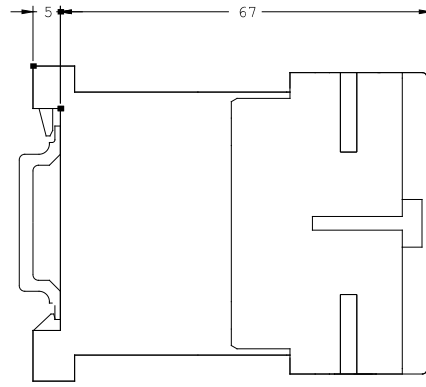
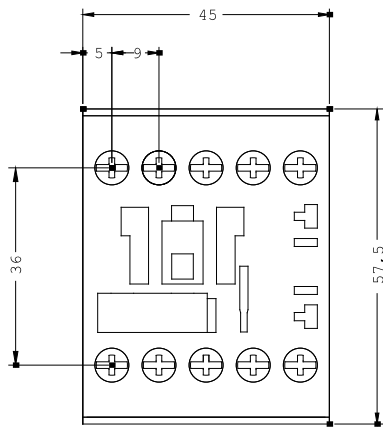
<http://www.siemens.com/cax>

Service&Support (Manuals, Certificates, Characteristics, FAQs,...)

<http://support.automation.siemens.com/WW/view/en/3RT1015-1AK62/all>

Image database (product images, 2D dimension drawings, 3D models, device circuit diagrams, ...)

http://www.automation.siemens.com/bilddb/cax_en.aspx?mlfb=3RT1015-1AK62



last change:

Feb 10, 2012